






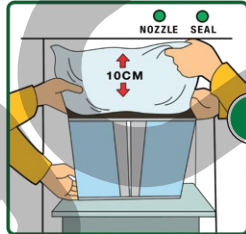
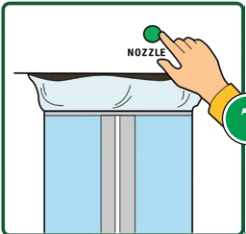
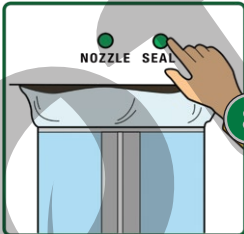
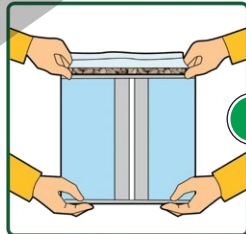



# ecotact®

Hermetic Packaging Solutions

## User Manual for Sterile Vacuum Bag

The Ecotact Sterile Vacuum Bags are extremely strong and have high oxygen and moisture barrier properties to seal the freshness of grains and coffee throughout the supply chain and storage. Refer to the following instructions for a complete guideline:

After switching on the Vacuum Sealing Machine, set the Vacuum Pressure, Gas Purging, Sealing Time and Cooling of the machine.

	<p><b>1</b></p> <p>Check the Ecotact Sterile Vacuum Bag for holes and tears before using.</p>		<p><b>2</b></p> <p>Put the bag shape former in the Ecotact Sterile Vacuum Bag and place it into the steel mould.</p>		<p><b>3</b></p> <p>Now remove the shape former from the bag.</p>
	<p><b>4</b></p> <p>Start filling the properly dried grains/coffee into Ecotact Sterile Vacuum Bag placed in the steel mould.</p>		<p><b>5</b></p> <p>Arrange the material in the bag by shaking and pressing it down and to remove as much air as possible.</p>		<p><b>6</b></p> <p>Leave at least 10 cms from the top of the bag for sealing and then place the mould on the tray for vacuum sealing.</p>
	<p><b>7</b></p> <p>Place the top of the bag on the Bag holder of the machine. Keep bag's mouth open and press "NOZZLE" switch to push the nozzle out into the bag.</p>		<p><b>8</b></p> <p>Then press the "SEAL" switch to start the vacuum process.</p>		<p><b>9</b></p> <p>Duly vacuum packed Ecotact Sterile Vacuum Bag with grains/coffee is now ready.</p>
	<p><b>10</b></p> <p>Remove the mould with the vacuumed bag from the tray.</p>		<p><b>11</b></p> <p>Remove the vacuum packed Ecotact Sterile Vacuum Bag from the mould and place the ready packed bag in a cardboard box.</p>		<p><b>12</b></p> <p>Stick the supplied adhesive label "USE NO HOOKS" on the cardboard box carrying Ecotact Sterile Vacuum Bags for safety purpose.</p>

**AASHIRVAD INTERNATIONAL**

(ISO 9001:2015 & ISO 22000:2005 Company)

878 S.P. Mukherjee Marg, New Delhi 110 006, India

T +91 11 2393 8035, F +91 11 4702 8340, E info@aashirvad.in/aashirvad@gmail.com, W www.ecotact.in